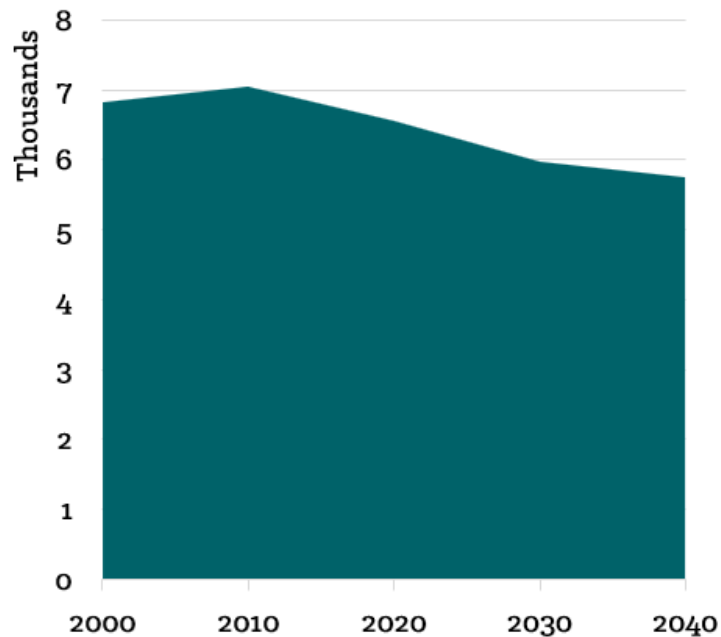




SURRY COUNTY POPULATION PROFILE

Surry County Demographic Profile Projections	2000 Actual		2010 Actual		2020 Actual		2030 Projection		2040 Projection	
	n	%	n	%	n	%	n	%	n	%
Total Population	6,829	100%	7,058	100%	6,561	100%	5,977	100%	5,757	100%
White	3,201	47%	3,618	51%	3,483	53%	-	-%	-	-%
Black or African American	3,524	52%	3,254	46%	2,694	41%	-	-%	-	-%
Asian	9	0%	24	0%	14	<1%	-	-%	-	-%
Other Races	95	1%	162	2%	370	6%	-	-%	-	-%
Not Hispanic or Latino	6,778	99%	6,972	99%	6,412	98%	-	-%	-	-%
Hispanic or Latino	51	1%	86	1%	149	2%	-	-%	-	-%

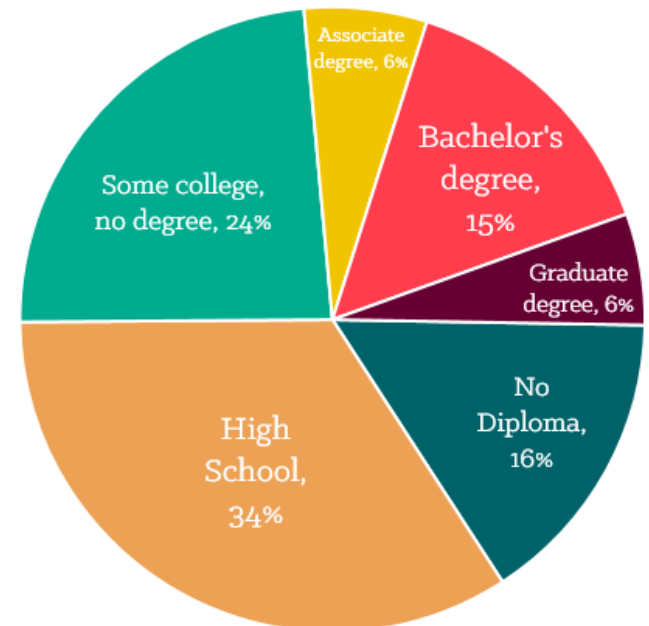
SURRY COUNTY POPULATION PROJECTION



High School Diploma Graduates

Year	Surry
2022 — 2023	55
2021 — 2022	50
2020 — 2021	44
2019 — 2020	57
2018 — 2019	59

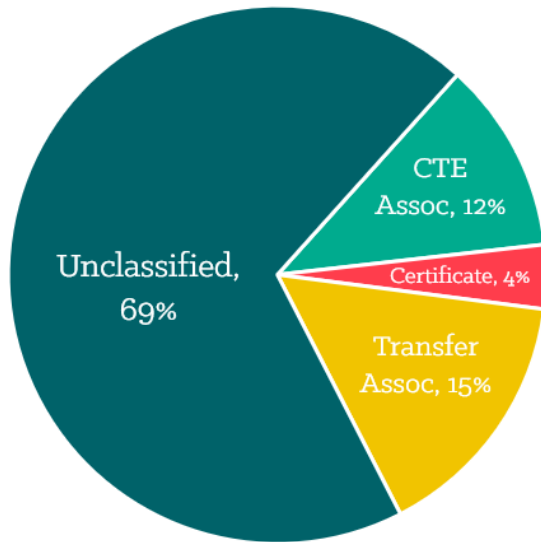
SURRY COUNTY EDUCATIONAL ATTAINMENT *



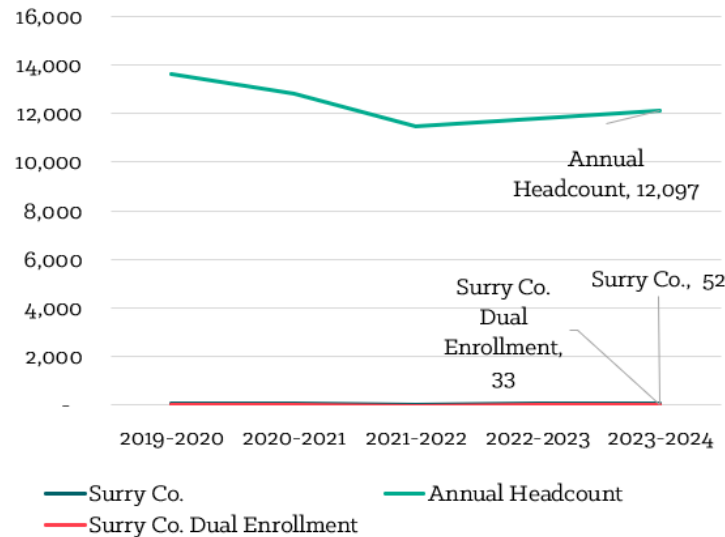
Surry County Population 25 and Over: 4,929

PROFILE OF SURRY COUNTY STUDENTS AT BRIGHTPOINT COMMUNITY COLLEGE

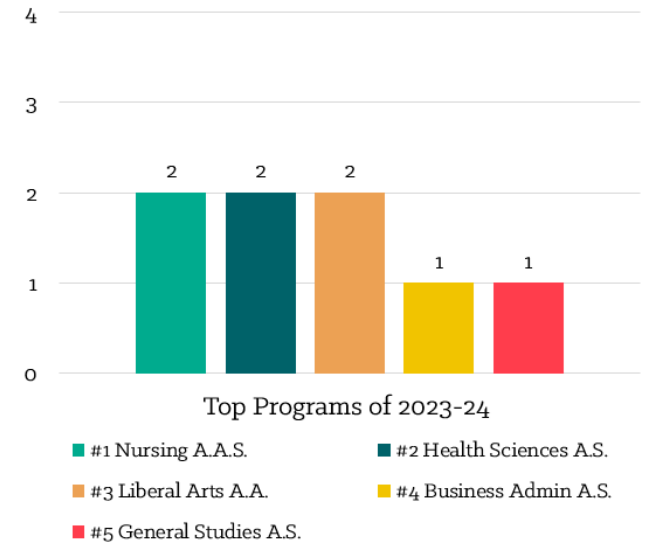
**SURRY COUNTY ENROLLMENT
BY PROGRAM TYPE 2023-2024**



**SURRY COUNTY ENROLLMENT AT
BRIGHTPOINT**



**SURRY COUNTY STUDENTS MOST
POPULAR ACADEMIC PROGRAMS**



Surry County Enrollment by Program Type

Year	Transfer Assoc.	CTE Assoc.	Certificate	Unclassified
2023-2024	8	6	2	36
2022-2023	3	9	2	42
2021-2022	5	6	0	32
2020-2021	6	4	1	38
2019-2020	7	4	2	39

Annual Enrollment by Headcount

Year	Surry	Overall
2023-2024	52	12,097
2022-2023	56	11,787
2021-2022	43	11,491
2020-2021	49	12,798
2019-2020	52	13,603

Graduates

Year	Surry	Overall
2023-2024	0	1,198
2022-2023	4	1,141
2021-2022	0	1,180
2020-2021	2	1,173
2019-2020	2	1,208