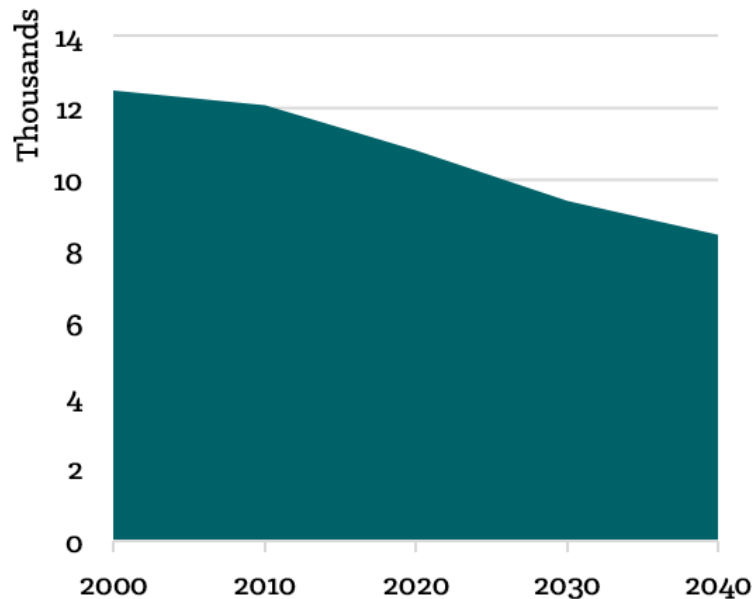




## SUSSEX COUNTY POPULATION PROFILE

Sussex County Demographic Profile Projections	2000 Actual		2010 Actual		2020 Actual		2030 Projection		2040 Projection	
	n	%	n	%	n	%	n	%	n	%
Total Population	12,504	100%	12,087	100%	10,829	100%	9,434	100%	8,471	100%
White	4,550	36%	4,747	39%	4,501	42%	-	-%	-	-%
Black or African American	7,769	62%	7,023	58%	5,781	53%	-	-%	-	-%
Asian	15	0%	48	0%	12	<1%	-	-%	-	-%
Other Races	170	1%	269	2%	535	5%	-	-%	-	-%
Not Hispanic or Latino	12,402	99%	11,819	98%	10,523	97%	-	-%	-	-%
Hispanic or Latino	102	1%	268	2%	306	3%	-	-%	-	-%

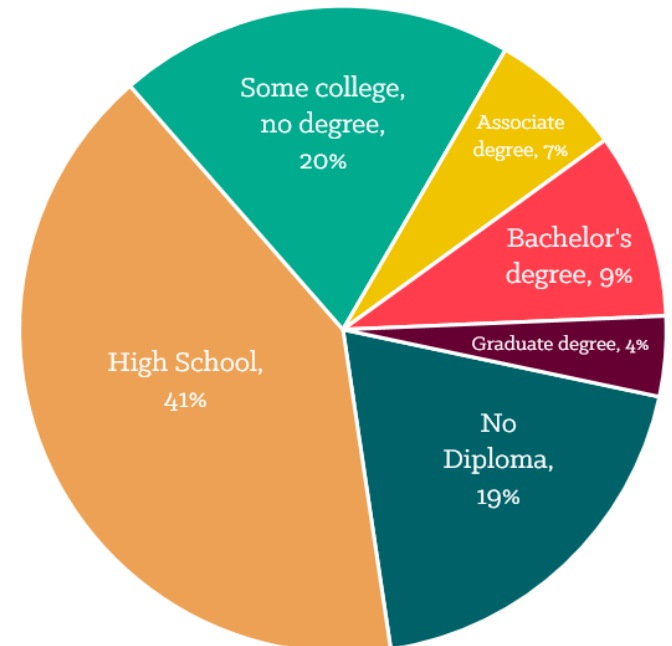
### SUSSEX COUNTY POPULATION PROJECTION



### High School Diploma Graduates

Year	Sussex
2022 — 2023	66
2021 — 2022	70
2020 — 2021	66
2019 — 2020	76
2018 — 2019	64

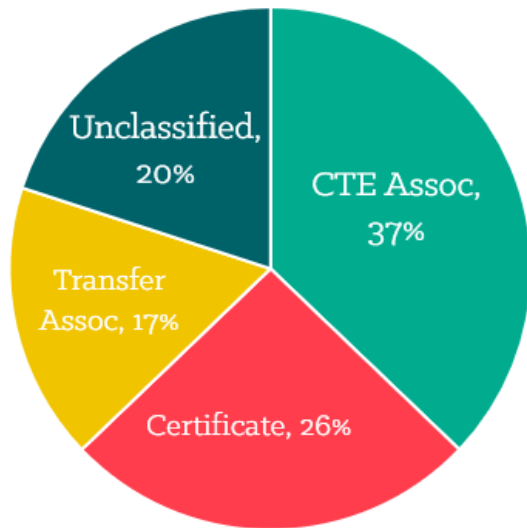
### SUSSEX COUNTY EDUCATIONAL ATTAINMENT \*



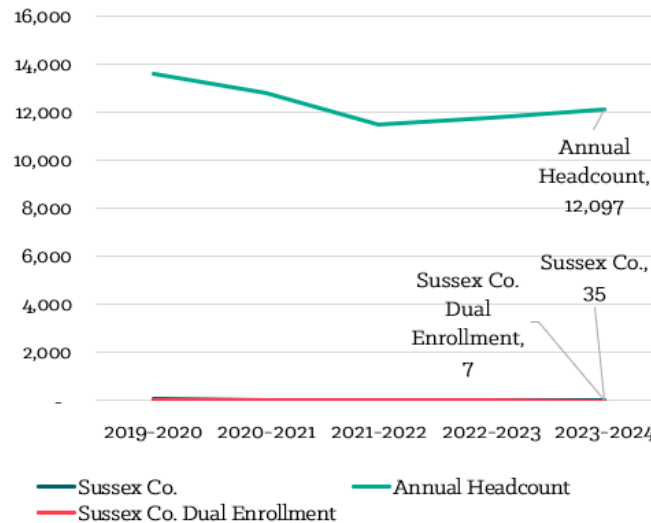
Sussex County Population 25 and Over: 8,289

## PROFILE OF SUSSEX COUNTY STUDENTS AT BRIGHTPOINT

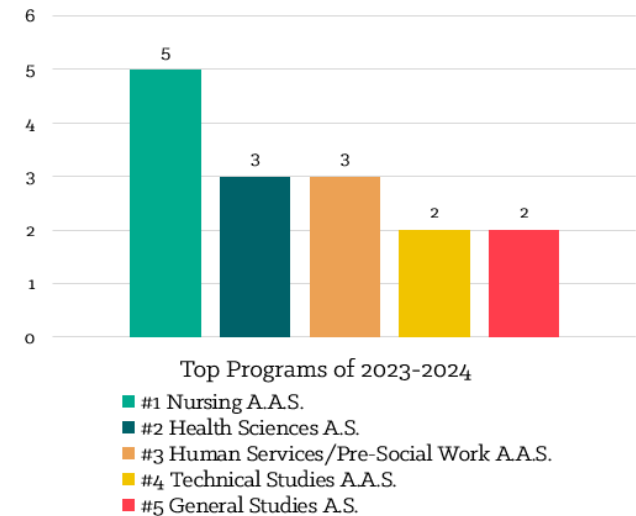
**SUSSEX COUNTY ENROLLMENT  
BY PROGRAM TYPE 2023-2024**



**SUSSEX COUNTY ENROLLMENT AT  
BRIGHTPOINT COMMUNITY COLLEGE**



**SUSSEX COUNTY STUDENTS MOST  
POPULAR ACADEMIC PROGRAMS**



**Sussex County Enrollment by Program Type**

Year	Transfer Assoc.	CTE Assoc.	Certificate	Unclassified
2023-2024	6	13	9	7
2022-2023	6	9	9	19
2021-2022	8	11	3	24
2020-2021	14	11	2	18
2019-2020	15	10	4	24

**Annual Enrollment by Headcount**

Year	Sussex	Overall
2023-2024	35	12,097
2022-2023	43	11,787
2021-2022	46	11,491
2020-2021	45	12,798
2019-2020	53	13,603

**Graduates**

Year	Sussex	Overall
2023-2024	6	1,198
2022-2023	5	1,141
2021-2022	7	1,180
2020-2021	4	1,173
2019-2020	6	1,208